
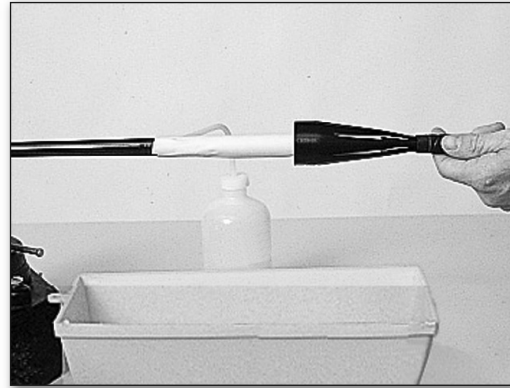



The Ultimate Installer Tool is used to install grips on big butt shafts.




1. After coating the double-sided tape with solvent, insert the fingers of the installer tool into the grip.



2. Slide the tip of the Big Butt Installer Tool over the end of the shaft and swiftly push the grip forward to the shaft butt.



3. Remove the Grip Installer Tool through the notch in the side.



4. After removing the Installer Tool, be sure the grip is pushed all the way onto the shaft and aligned properly.

Note: *Water soluble or solvent grip tape can be used on large butt diameter shafts.*