
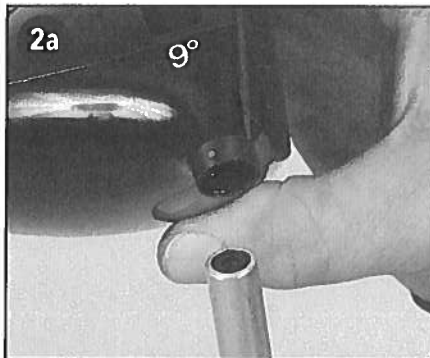






**1.** Insert the replacement washer into the installation tool.



**2.** Insert the installation tool into the club heads hosel until it bottoms out inside the hosel.



**3.** While keeping steady pressure on installation tool, insert the screw into the hosel from the bottom of the club head.



**4.** Using the clubs torque wrench, twist and push the screw into hosel while continuing to keep steady pressure on the installation tool.