






Maltby Playability Factor (MPF)


	Brand	Model	Year	Head Wt.	"C" Dim.	Basic VCOG	MOI	Actual RCOG	Loft	VCOG Adjst.	Actual VCOG	VCOG C.F.	MOI C.F.	Calc. Points	MPF	Category
	MALTBY	TS2 #6	2019	259.6	1.468	0.830	12.4697	0.474	26	-0.034	.796	0	25	697	727	Super Game Improvement

	Brand	Model	Year	Head Wt.	"C" Dim.	Basic VCOG	MOI	Actual RCOG	Loft	VCOG Adjst.	Actual VCOG	VCOG C.F.	MOI C.F.	Calc. Points	MPF	Category
	MALTBY	TS1 #6	2019	258.3	1.396	0.778	11.7651	0.466	28	-0.028	.750	0	35	681	711	Super Game Improvement

	Brand	Model	Year	Head Wt.	"C" Dim.	Basic VCOG	MOI	Actual RCOG	Loft	VCOG Adjst.	Actual VCOG	VCOG C.F.	MOI C.F.	Calc. Points	MPF	Category
	MALTBY	PTM Chrome #6	2018	263.7	1.481	0.776	12.5865	0.461	28	-0.026	.750	0	38	760	799	Super Game Improvement


	Brand	Model	Year	Head Wt.	"C" Dim.	Basic VCOG	MOI	Actual RCOG	Loft	VCOG Adjst.	Actual VCOG	VCOG C.F.	MOI C.F.	Calc. Points	MPF	Category
	MALTBY	PTM DBM #6	2018	259.7	1.481	0.776	12.1744	0.461	28	-0.026	.750	0	37	768	798	Super Game Improvement


	Brand	Model	Year	Head Wt.	"C" Dim.	Basic VCOG	MOI	Actual RCOG	Loft	VCOG Adjst.	Actual VCOG	VCOG C.F.	MOI C.F.	Calc. Points	MPF	Category
	MALTBY	STi OS #6	2017	264.3	1.575	0.863	14.6673	0.537	26	-0.057	.806	0	15	784	814	Super Game Improvement


	Brand	Model	Year	Head Wt.	"C" Dim.	Basic VCOG	MOI	Actual RCOG	Loft	VCOG Adjst.	Actual VCOG	VCOG C.F.	MOI C.F.	Calc. Points	MPF	Category
	MALTBY	STi-HS #6	2016	261.2	1.438	0.787	14.1098	0.536	27	-0.073	.718	0	42	762	792	Super Game Improvement





Maltby Playability Factor (MPF)


	Brand	Model	Year	Head Wt.	"C" Dim.	Basic VCOG	MOI	Actual RCOG	Loft	VCOG Adjst.	Actual VCOG	VCOG C.F.	MOI C.F.	Calc. Points	MPF	Category
	MALTBY	L-Tech LT #6	2015	267.5	1.612	0.766	14.2191	0.440	31	0.012	.778	0	28	862	892	Ultra Game Improvement

	Brand	Model	Year	Head Wt.	"C" Dim.	Basic VCOG	MOI	Actual RCOG	Loft	VCOG Adjst.	Actual VCOG	VCOG C.F.	MOI C.F.	Calc. Points	MPF	Category
	MALTBY	Tour+ #6	2015	263.1	1.594	0.820	13.7060	0.501	28	-0.035	.785	0	27	836	866	Ultra Game Improvement

	Brand	Model	Year	Head Wt.	"C" Dim.	Basic VCOG	MOI	Actual RCOG	Loft	VCOG Adjst.	Actual VCOG	VCOG C.F.	MOI C.F.	Calc. Points	MPF	Category
	MALTBY	STi #6	2015	254.0	1.553	0.790	14.3470	0.486	28	-0.035	.755	0	29	827	857	Ultra Game Improvement


	Brand	Model	Year	Head Wt.	"C" Dim.	Basic VCOG	MOI	Actual RCOG	Loft	VCOG Adjst.	Actual VCOG	VCOG C.F.	MOI C.F.	Calc. Points	MPF	Category
	MALTBY	KE4-S #6	2014	261.8	1.522	0.788	12.0721	0.537	28	-0.063	.725	0	36	833	863	Ultra Game Improvement


	Brand	Model	Year	Head Wt.	"C" Dim.	Basic VCOG	MOI	Actual RCOG	Loft	VCOG Adjst.	Actual VCOG	VCOG C.F.	MOI C.F.	Calc. Points	MPF	Category
	MALTBY	KE4 MP1 #6	2013	261	1.591	0.905	14.64130	0.689	30	-0.096	.809	0	15	797	827	Super Game Improvement


	Brand	Model	Year	Head Wt.	"C" Dim.	Basic VCOG	MOI	Actual RCOG	Loft	VCOG Adjst.	Actual VCOG	VCOG C.F.	MOI C.F.	Calc. Points	MPF	Category
	MALTBY	KE4 DMB Forged #6	2013	264	1.383	0.763	12.52900	0.580	29	-0.087	.676	0	50	757	787	Super Game Improvement





Maltby Playability Factor (MPF)


	Brand	Model	Year	Head Wt.	"C" Dim.	Basic VCOG	MOI	Actual RCOG	Loft	VCOG Adjst.	Actual VCOG	VCOG C.F.	MOI C.F.	Calc. Points	MPF	Category
	MALTBY	MMB 17 (Tungsten Toe) #6 Forged	2013	259.0	1.391	0.763	11.4246	0.495	31	-0.022	.741	0	34	684	714	Super Game Improvement

	Brand	Model	Year	Head Wt.	"C" Dim.	Basic VCOG	MOI	Actual RCOG	Loft	VCOG Adjst.	Actual VCOG	VCOG C.F.	MOI C.F.	Calc. Points	MPF	Category
	MALTBY	KE4 Forged #6	2012	262.3	1.375	0.786	11.9212	0.477	28	-0.031	.755	0	36	675	705	Super Game Improvement


	Brand	Model	Year	Head Wt.	"C" Dim.	Basic VCOG	MOI	Actual RCOG	Loft	VCOG Adjst.	Actual VCOG	VCOG C.F.	MOI C.F.	Calc. Points	MPF	Category
	MALTBY	KE4 Tour #6	2012	263.4	1.594	0.820	13.7060	0.501	28	-0.035	.785	0	27	836	866	Ultra Game Improvement


	Brand	Model	Year	Head Wt.	"C" Dim.	Basic VCOG	MOI	Actual RCOG	Loft	VCOG Adjst.	Actual VCOG	VCOG C.F.	MOI C.F.	Calc. Points	MPF	Category
	MALTBY	L Tech-High Lanch Design (Womens) #6	2011	267.4	1.463	0.716	13.4542	0.537	33	-0.047	.669	0	54	848	878	Ultra Game Improvement


	Brand	Model	Year	Head Wt.	"C" Dim.	Basic VCOG	MOI	Actual RCOG	Loft	VCOG Adjst.	Actual VCOG	VCOG C.F.	MOI C.F.	Calc. Points	MPF	Category
	MALTBY	MMB (Tungsten Toe) #6 Forged	2011	259.0	1.391	0.763	11.4246	0.495	31	-0.022	.741	0	34	684	714	Super Game Improvement


	Brand	Model	Year	Head Wt.	"C" Dim.	Basic VCOG	MOI	Actual RCOG	Loft	VCOG Adjst.	Actual VCOG	VCOG C.F.	MOI C.F.	Calc. Points	MPF	Category
	MALTBY	Tricept TU #6 Forged	2011	266.0	1.486	0.792	13.9091	0.451	29	-0.007	.785	0	28	729	759	Super Game Improvement


Maltby Playability Factor (MPF)


	Brand	Model	Year	Head Wt.	"C" Dim.	Basic VCOG	MOI	Actual RCOG	Loft	VCOG Adjst.	Actual VCOG	VCOG C.F.	MOI C.F.	Calc. Points	MPF	Category
	MALTBY	Tricept F2 #6 Forged	2010	259.7	1.378	0.807	12.7848	0.498	31	-0.008	.799	0	26	605	635	Game Improvement

	Brand	Model	Year	Head Wt.	"C" Dim.	Basic VCOG	MOI	Actual RCOG	Loft	VCOG Adjst.	Actual VCOG	VCOG C.F.	MOI C.F.	Calc. Points	MPF	Category
	MALTBY	KE4 SS1 #5	2010	257	1.426	0.773	12.3482	0.443	26	-0.032	0.741	0	37	722	752	Super Game Improvement


	Brand	Model	Year	Head Wt.	"C" Dim.	Basic VCOG	MOI	Actual RCOG	Loft	VCOG Adjst.	Actual VCOG	VCOG C.F.	MOI C.F.	Calc. Points	MPF	Category
	MALTBY	KE-4 U30 #5	2010	253	1.556	0.776	12.5633	0.672	27	-0.141	0.635	0	63	984	1014	Ultra Game Improvement


	Brand	Model	Year	Head Wt.	"C" Dim.	Basic VCOG	MOI	Actual RCOG	Loft	VCOG Adjst.	Actual VCOG	VCOG C.F.	MOI C.F.	Calc. Points	MPF	Category
	MALTBY	TE Forged #5	2010	255	1.383	0.777	12.5285	0.596	27	-0.102	0.675	0	50	758	788	Super Game Improvement


	Brand	Model	Year	Head Wt.	"C" Dim.	Basic VCOG	MOI	Actual RCOG	Loft	VCOG Adjst.	Actual VCOG	VCOG C.F.	MOI C.F.	Calc. Points	MPF	Category
	MALTBY	Tricept Cavity C2 #6	2009	259.7	1.479	0.798	13.7327	0.426	29	0.009	0.807	0	14	686	716	Super Game Improvement


	Brand	Model	Year	Head Wt.	"C" Dim.	Basic VCOG	MOI	Actual RCOG	Loft	VCOG Adjst.	Actual VCOG	VCOG C.F.	MOI C.F.	Calc. Points	MPF	Category
	MALTBY	Tricept F1 Forged #6	2009	259.7	1.378	0.807	12.7848	0.498	31	-0.008	0.799	0	26	605	635	Game Improvement


Maltby Playability Factor (MPF)


	Brand	Model	Year	Head Wt.	"C" Dim.	Basic VCOG	MOI	Actual RCOG	Loft	VCOG Adjst.	Actual VCOG	VCOG C.F.	MOI C.F.	Calc. Points	MPF	Category
	MALTBY	Glider TL Womens #6	2009	254.2	1.477	0.646	11.9189	0.535	26	-0.107	0.539	0	60	998	1028	Ultra Game Improvement

	Brand	Model	Year	Head Wt.	"C" Dim.	Basic VCOG	MOI	Actual RCOG	Loft	VCOG Adjst.	Actual VCOG	VCOG C.F.	MOI C.F.	Calc. Points	MPF	Category
	MALTBY	Glider T #6	2009	267.5	1.412	0.668	12.5262	0.575	34	-0.084	0.584	0	63	891	921	Ultra Game Improvement


	Brand	Model	Year	Head Wt.	"C" Dim.	Basic VCOG	MOI	Actual RCOG	Loft	VCOG Adjst.	Actual VCOG	VCOG C.F.	MOI C.F.	Calc. Points	MPF	Category
	MALTBY	Glider S #6	2008	258.5	1.430	0.686	12.7216	0.720	31	-0.185	0.501	0	64	993	1023	Ultra Game Improvement


	Brand	Model	Year	Head Wt.	"C" Dim.	Basic VCOG	MOI	Actual RCOG	Loft	VCOG Adjst.	Actual VCOG	VCOG C.F.	MOI C.F.	Calc. Points	MPF	Category
	MALTBY	Hybrid ST #6	2008	259.0	1.598	0.744	17.4410	0.740	31	-0.176	0.568	0	87	1117	1147	Ultra Game Improvement


	Brand	Model	Year	Head Wt.	"C" Dim.	Basic VCOG	MOI	Actual RCOG	Loft	VCOG Adjst.	Actual VCOG	VCOG C.F.	MOI C.F.	Calc. Points	MPF	Category
	MALTBY	KE4 V Polymer Back #6	2008	263.4	1.530	0.801	12.8354	0.556	29	-0.062	0.739	0	39	830	860	Ultra Game Improvement


	Brand	Model	Year	Head Wt.	"C" Dim.	Basic VCOG	MOI	Actual RCOG	Loft	VCOG Adjst.	Actual VCOG	VCOG C.F.	MOI C.F.	Calc. Points	MPF	Category
	MALTBY	MPC (Forged) #6	2008	251.5	1.451	0.755	12.3368	0.415	28	-0.007	0.748	0	37	740	770	Super Game Improvement


Maltby Playability Factor (MPF)


	Brand	Model	Year	Head Wt.	"C" Dim.	Basic VCOG	MOI	Actual RCOG	Loft	VCOG Adjst.	Actual VCOG	VCOG C.F.	MOI C.F.	Calc. Points	MPF	Category
	MALTBY	MHS #5	2007	250	1.536	0.785	13.5169	0.658	26	-0.134	.651	0	54	939	969	Ultra Game Improvement

	Brand	Model	Year	Head Wt.	"C" Dim.	Basic VCOG	MOI	Actual RCOG	Loft	VCOG Adjst.	Actual VCOG	VCOG C.F.	MOI C.F.	Calc. Points	MPF	Category
	MALTBY	KE-4 Tour #5	2007	252	1.530	0.780	11.93550	0.531	27	-0.068	.712	0	36	854	884	Ultra Game Improvement


	Brand	Model	Year	Head Wt.	"C" Dim.	Basic VCOG	MOI	Actual RCOG	Loft	VCOG Adjst.	Actual VCOG	VCOG C.F.	MOI C.F.	Calc. Points	MPF	Category
	MALTBY	MMB Forged #5	2007	253	1.384	0.775	12.47660	0.486	27	-0.046	.729	0	37	692	722	Super Game Improvement


	Brand	Model	Year	Head Wt.	"C" Dim.	Basic VCOG	MOI	Actual RCOG	Loft	VCOG Adjst.	Actual VCOG	VCOG C.F.	MOI C.F.	Calc. Points	MPF	Category
	MALTBY	MTF Forged #5	2007	255	1.383	0.777	12.52850	0.596	27	-0.102	.675	0	50	758	788	Super Game Improvement


	Brand	Model	Year	Head Wt.	"C" Dim.	Basic VCOG	MOI	Actual RCOG	Loft	VCOG Adjst.	Actual VCOG	VCOG C.F.	MOI C.F.	Calc. Points	MPF	Category
	MALTBY	L-Tech #5	2007	255	1.512	0.720	12.8273	0.562	30	-0.084	.636	0	64	940	970	Ultra Game Improvement


	Brand	Model	Year	Head Wt.	"C" Dim.	Basic VCOG	MOI	Actual RCOG	Loft	VCOG Adjst.	Actual VCOG	VCOG C.F.	MOI C.F.	Calc. Points	MPF	Category
	MALTBY	MCC Forged #5	2007	254	1.353	0.781	12.0003	0.587	27	-0.096	.685	0	48	716	746	Super Game Improvement


Maltby Playability Factor (MPF)


	Brand	Model	Year	Head Wt.	"C" Dim.	Basic VCOG	MOI	Actual RCOG	Loft	VCOG Adjst.	Actual VCOG	VCOG C.F.	MOI C.F.	Calc. Points	MPF	Category
	MALTBY	KE-4 #5	2006	253	1.556	0.776	12.5633	0.672	27	-0.141	.635	0	63	984	1014	Ultra Game Improvement

	Brand	Model	Year	Head Wt.	"C" Dim.	Basic VCOG	MOI	Actual RCOG	Loft	VCOG Adjst.	Actual VCOG	VCOG C.F.	MOI C.F.	Calc. Points	MPF	Category
	MALTBY	Logic Lady #5	2006	261	1.488	0.720	12.8273	0.592	30	-0.102	.618	0	64	934	964	Ultra Game Improvement


	Brand	Model	Year	Head Wt.	"C" Dim.	Basic VCOG	MOI	Actual RCOG	Loft	VCOG Adjst.	Actual VCOG	VCOG C.F.	MOI C.F.	Calc. Points	MPF	Category
	MALTBY	RDM Recoil #5	2006	252	1.672	0.858	16.7558	0.625	27	-0.096	.762	0	34	944	974	Ultra Game Improvement

	Brand	Model	Year	Head Wt.	"C" Dim.	Basic VCOG	MOI	Actual RCOG	Loft	VCOG Adjst.	Actual VCOG	VCOG C.F.	MOI C.F.	Calc. Points	MPF	Category
	MALTBY	M-45 #6	2005	262	1.325	0.745	11.5153	0.525	31	-0.046	.699	0	46	672	702	Super Game Improvement


	Brand	Model	Year	Head Wt.	"C" Dim.	Basic VCOG	MOI	Actual RCOG	Loft	VCOG Adjst.	Actual VCOG	VCOG C.F.	MOI C.F.	Calc. Points	MPF	Category
	MALTBY	Glider X	2005	253	1.566	0.620	12.69630	0.650	26	-0.170	.450	0	63	1179	1209	Ultra Game Improvement

	Brand	Model	Year	Head Wt.	"C" Dim.	Basic VCOG	MOI	Actual RCOG	Loft	VCOG Adjst.	Actual VCOG	VCOG C.F.	MOI C.F.	Calc. Points	MPF	Category
	MALTBY	Outburst NT	2005	254	1.740	0.620	13.65940	0.525	25	-0.110	.510	0	68	1298	1328	Ultra Game Improvement


Maltby Playability Factor (MPF)




Brand	Model	Year	Head Wt.	"C" Dim.	Basic VCOG	MOI	Actual RCOG	Loft	VCOG Adjst.	Actual VCOG	VCOG C.F.	MOI C.F.	Calc. Points	MPF	Category
MALTBY	AST Hybrid #6	2005	262	1.561	0.809	16.55110	0.775	31	-0.174	.635	0	83	1009	1039	Ultra Game Improvement




Brand	Model	Year	Head Wt.	"C" Dim.	Basic VCOG	MOI	Actual RCOG	Loft	VCOG Adjst.	Actual VCOG	VCOG C.F.	MOI C.F.	Calc. Points	MPF	Category
MALTBY	Logic Tech Tungsten	2004	252	1.291	0.747	12.48380	0.587	27	-0.105	.642	0	62	711	741	Super Game Improvement




Brand	Model	Year	Head Wt.	"C" Dim.	Basic VCOG	MOI	Actual RCOG	Loft	VCOG Adjst.	Actual VCOG	VCOG C.F.	MOI C.F.	Calc. Points	MPF	Category
MALTBY	Logic Tradition M-06 (stainless)	2004	255	1.375	0.788	13.09430	0.525	26	-0.069	.719	0	39	695	725	Super Game Improvement



Brand	Model	Year	Head Wt.	"C" Dim.	Basic VCOG	MOI	Actual RCOG	Loft	VCOG Adjst.	Actual VCOG	VCOG C.F.	MOI C.F.	Calc. Points	MPF	Category
MALTBY	Logic HTD M-07 (forged)	2004	253	1.366	0.795	12.32210	0.600	25	-0.107	.688	0	49	727	757	Super Game Improvement




Brand	Model	Year	Head Wt.	"C" Dim.	Basic VCOG	MOI	Actual RCOG	Loft	VCOG Adjst.	Actual VCOG	VCOG C.F.	MOI C.F.	Calc. Points	MPF	Category
MALTBY	MXO Xtreme	2004	255	1.380	0.790	14.74620	0.750	27	-0.177	.613	0	74	841	871	Ultra Game Improvement





Brand	Model	Year	Head Wt.	"C" Dim.	Basic VCOG	MOI	Actual RCOG	Loft	VCOG Adjst.	Actual VCOG	VCOG C.F.	MOI C.F.	Calc. Points	MPF	Category
MALTBY	Xtreme X-2	2004	255	1.764	0.744	13.68010	0.537	27	-0.080	.664	0	55	1155	1185	Ultra Game Improvement





Maltby Playability Factor (MPF)


	Brand	Model	Year	Head Wt.	"C" Dim.	Basic VCOG	MOI	Actual RCOG	Loft	VCOG Adjst.	Actual VCOG	VCOG C.F.	MOI C.F.	Calc. Points	MPF	Category
	MALTBY	Xtreme X-1	2003	252	1.580	0.850	13.63591	0.637	25	-0.112	.738	0	41	883	913	Ultra Game Improvement

	Brand	Model	Year	Head Wt.	"C" Dim.	Basic VCOG	MOI	Actual RCOG	Loft	VCOG Adjst.	Actual VCOG	VCOG C.F.	MOI C.F.	Calc. Points	MPF	Category
	MALTBY	Logic Tech	2003	254	1.762	0.728	14.08291	0.500	26	-0.071	.657	0	56	1161	1191	Ultra Game Improvement


	Brand	Model	Year	Head Wt.	"C" Dim.	Basic VCOG	MOI	Actual RCOG	Loft	VCOG Adjst.	Actual VCOG	VCOG C.F.	MOI C.F.	Calc. Points	MPF	Category
	MALTBY	Logic Lady	2003	263	1.560	0.725	13.25190	0.525	29	-0.068	.657	0	53	956	986	Ultra Game Improvement


	Brand	Model	Year	Head Wt.	"C" Dim.	Basic VCOG	MOI	Actual RCOG	Loft	VCOG Adjst.	Actual VCOG	VCOG C.F.	MOI C.F.	Calc. Points	MPF	Category
	MALTBY	Peak Velocity	2003	255	1.294	0.800	12.60800	0.537	27	-0.066	.734	0	38	598	628	Game Improvement


	Brand	Model	Year	Head Wt.	"C" Dim.	Basic VCOG	MOI	Actual RCOG	Loft	VCOG Adjst.	Actual VCOG	VCOG C.F.	MOI C.F.	Calc. Points	MPF	Category
	MALTBY	Logic Tradition M-05 (true forged)	2003	255	1.375	0.785	13.02720	0.500	26	-0.057	.728	0	39	686	716	Super Game Improvement


	Brand	Model	Year	Head Wt.	"C" Dim.	Basic VCOG	MOI	Actual RCOG	Loft	VCOG Adjst.	Actual VCOG	VCOG C.F.	MOI C.F.	Calc. Points	MPF	Category
	MALTBY	Outburst Plus	2002	253	1.700	0.650	13.46636	0.550	25	-0.115	.535	0	67	1232	1262	Ultra Game Improvement


Maltby Playability Factor (MPF)


	Brand	Model	Year	Head Wt.	"C" Dim.	Basic VCOG	MOI	Actual RCOG	Loft	VCOG Adjst.	Actual VCOG	VCOG C.F.	MOI C.F.	Calc. Points	MPF	Category
	MALTBY	RDM Recoil (hollow)	2002	250	1.520	0.780	15.57051	0.500	27	-0.052	.728	0	47	839	869	Ultra Game Improvement

	Brand	Model	Year	Head Wt.	"C" Dim.	Basic VCOG	MOI	Actual RCOG	Loft	VCOG Adjst.	Actual VCOG	VCOG C.F.	MOI C.F.	Calc. Points	MPF	Category
	MALTBY	Logic Tradition M-03 (forged)	2002	242	1.386	0.780	10.74560	0.475	27	-0.040	.740	0	32	678	708	Super Game Improvement

	Brand	Model	Year	Head Wt.	"C" Dim.	Basic VCOG	MOI	Actual RCOG	Loft	VCOG Adjst.	Actual VCOG	VCOG C.F.	MOI C.F.	Calc. Points	MPF	Category
	MALTBY	Logic Tradition M-04 (forged)	2002	254	1.350	0.809	9.66993	0.487	27	-0.038	.771	0	19	598	628	Game Improvement


	Brand	Model	Year	Head Wt.	"C" Dim.	Basic VCOG	MOI	Actual RCOG	Loft	VCOG Adjst.	Actual VCOG	VCOG C.F.	MOI C.F.	Calc. Points	MPF	Category
	MALTBY	Logic Gold	2000	251	1.580	0.660	13.85100	0.450	27	-0.058	.602	0	69	1047	1077	Ultra Game Improvement


	Brand	Model	Year	Head Wt.	"C" Dim.	Basic VCOG	MOI	Actual RCOG	Loft	VCOG Adjst.	Actual VCOG	VCOG C.F.	MOI C.F.	Calc. Points	MPF	Category
	MALTBY	Logic Lady	2000	262	1.550	0.720	13.45681	0.475	29	-0.042	.678	0	54	926	956	Ultra Game Improvement


	Brand	Model	Year	Head Wt.	"C" Dim.	Basic VCOG	MOI	Actual RCOG	Loft	VCOG Adjst.	Actual VCOG	VCOG C.F.	MOI C.F.	Calc. Points	MPF	Category
	MALTBY	Logic Pro Forged	2000	250	1.465	0.740	12.40872	0.537	27	-0.081	.659	0	50	856	886	Ultra Game Improvement





Maltby Playability Factor (MPF)


	Brand	Model	Year	Head Wt.	"C" Dim.	Basic VCOG	MOI	Actual RCOG	Loft	VCOG Adjst.	Actual VCOG	VCOG C.F.	MOI C.F.	Calc. Points	MPF	Category
	MALTBY	Logic Kidz Professional	2000	248	1.512	0.770	14.81518	0.650	36	-0.066	.704	0	44	852	882	Ultra Game Improvement

	Brand	Model	Year	Head Wt.	"C" Dim.	Basic VCOG	MOI	Actual RCOG	Loft	VCOG Adjst.	Actual VCOG	VCOG C.F.	MOI C.F.	Calc. Points	MPF	Category
	MALTBY	HP Forged	2000	253	1.310	0.770	12.45172	0.450	27	-0.029	.741	0	37	606	636	Game Improvement

	Brand	Model	Year	Head Wt.	"C" Dim.	Basic VCOG	MOI	Actual RCOG	Loft	VCOG Adjst.	Actual VCOG	VCOG C.F.	MOI C.F.	Calc. Points	MPF	Category
	MALTBY	Logic Tungsten	2000	251	1.482	0.780	14.26342	0.450	26	-0.034	.746	0	43	779	809	Super Game Improvement

	Brand	Model	Year	Head Wt.	"C" Dim.	Basic VCOG	MOI	Actual RCOG	Loft	VCOG Adjst.	Actual VCOG	VCOG C.F.	MOI C.F.	Calc. Points	MPF	Category
	MALTBY	Outburst	2000	253	1.667	0.661	13.45440	0.450	25	-0.066	.595	0	67	1139	1169	Ultra Game Improvement

	Brand	Model	Year	Head Wt.	"C" Dim.	Basic VCOG	MOI	Actual RCOG	Loft	VCOG Adjst.	Actual VCOG	VCOG C.F.	MOI C.F.	Calc. Points	MPF	Category
	MALTBY	Logic Tech	1999	251	1.735	0.720	14.70751	0.500	26	-0.073	.647	0	74	1162	1192	Ultra Game Improvement

	Brand	Model	Year	Head Wt.	"C" Dim.	Basic VCOG	MOI	Actual RCOG	Loft	VCOG Adjst.	Actual VCOG	VCOG C.F.	MOI C.F.	Calc. Points	MPF	Category
	MALTBY	Logic Pro Tour	1999	256	1.200	0.760	11.55649	0.450	27	-0.032	.728	0	35	507	537	Conventional