








Maltby Playability Factor (MPF)


	Brand	Model	Year	Head Wt.	"C" Dim.	Basic VCOG	MOI	Actual RCOG	Loft	VCOG Adjst.	Actual VCOG	VCOG C.F.	MOI C.F.	Calc. Points	MPF	Category
	PING	G700 #6	2018	255.3	1.552	0.878	17.7991	0.484	25	-0.035	.843	-3	0	706	736	Super Game Improvement

	Brand	Model	Year	Head Wt.	"C" Dim.	Basic VCOG	MOI	Actual RCOG	Loft	VCOG Adjst.	Actual VCOG	VCOG C.F.	MOI C.F.	Calc. Points	MPF	Category
	PING	i210 #6	2018	259.3	1.331	0.883	14.9573	0.436	29	0.030	.913	-110	0	308	338	Classic

	Brand	Model	Year	Head Wt.	"C" Dim.	Basic VCOG	MOI	Actual RCOG	Loft	VCOG Adjst.	Actual VCOG	VCOG C.F.	MOI C.F.	Calc. Points	MPF	Category
	PING	i500 Forged #6	2018	258.3	1.298	0.933	15.6808	0.461	27	0.007	.940	-200	0	158	188	Player Classic


	Brand	Model	Year	Head Wt.	"C" Dim.	Basic VCOG	MOI	Actual RCOG	Loft	VCOG Adjst.	Actual VCOG	VCOG C.F.	MOI C.F.	Calc. Points	MPF	Category
	PING	G400 #6	2017	255.1	1.561	0.842	16.2720	0.459	26	-0.023	.819	0	16	758	788	Super Game Improvement


	Brand	Model	Year	Head Wt.	"C" Dim.	Basic VCOG	MOI	Actual RCOG	Loft	VCOG Adjst.	Actual VCOG	VCOG C.F.	MOI C.F.	Calc. Points	MPF	Category
	PING	i200 #6	2017	261.1	1.330	0.840	14.2965	0.424	29.5	0.023	.863	-23	0	444	474	Conventional


	Brand	Model	Year	Head Wt.	"C" Dim.	Basic VCOG	MOI	Actual RCOG	Loft	VCOG Adjst.	Actual VCOG	VCOG C.F.	MOI C.F.	Calc. Points	MPF	Category
	PING	iBlade #6	2017	257.3	1.260	0.821	14.1625	0.445	31	0.029	.850	-10	0	400	430	Conventional





Maltby Playability Factor (MPF)


	Brand	Model	Year	Head Wt.	"C" Dim.	Basic VCOG	MOI	Actual RCOG	Loft	VCOG Adjst.	Actual VCOG	VCOG C.F.	MOI C.F.	Calc. Points	MPF	Category
	PING	G #6	2016	255	1.564	0.822	15.5610	0.460	26	-0.029	.793	0	31	802	832	Super Game Improvement

	Brand	Model	Year	Head Wt.	"C" Dim.	Basic VCOG	MOI	Actual RCOG	Loft	VCOG Adjst.	Actual VCOG	VCOG C.F.	MOI C.F.	Calc. Points	MPF	Category
	PING	GMax #6	2015	255	1.650	0.833	17.33340	0.524	26	-0.057	.776	0	35	909	939	Ultra Game Improvement

	Brand	Model	Year	Head Wt.	"C" Dim.	Basic VCOG	MOI	Actual RCOG	Loft	VCOG Adjst.	Actual VCOG	VCOG C.F.	MOI C.F.	Calc. Points	MPF	Category
	PING	I E1 #6	2015	259	1.357	0.832	14.13040	0.455	29	0.003	.835	0	14	536	566	Game Improvement


	Brand	Model	Year	Head Wt.	"C" Dim.	Basic VCOG	MOI	Actual RCOG	Loft	VCOG Adjst.	Actual VCOG	VCOG C.F.	MOI C.F.	Calc. Points	MPF	Category
	PING	G30 #6	2014	252	1.563	0.846	16.2266	0.417	28	0.017	.863	-23	0	677	707	Super Game Improvement


	Brand	Model	Year	Head Wt.	"C" Dim.	Basic VCOG	MOI	Actual RCOG	Loft	VCOG Adjst.	Actual VCOG	VCOG C.F.	MOI C.F.	Calc. Points	MPF	Category
	PING	Karsten #6	2014	252.5	1.514	0.831	16.8844	0.461	27	-0.019	.812	0	17	719	749	Super Game Improvement


	Brand	Model	Year	Head Wt.	"C" Dim.	Basic VCOG	MOI	Actual RCOG	Loft	VCOG Adjst.	Actual VCOG	VCOG C.F.	MOI C.F.	Calc. Points	MPF	Category
	PING	S55 #6	2014	263.4	1.358	0.809	12.9025	0.470	30	-0.002	.807	0	13	564	594	Game Improvement





Maltby Playability Factor (MPF)


	Brand	Model	Year	Head Wt.	"C" Dim.	Basic VCOG	MOI	Actual RCOG	Loft	VCOG Adjst.	Actual VCOG	VCOG C.F.	MOI C.F.	Calc. Points	MPF	Category
	PING	i25 #6	2014	258.2	1.380	0.833	13.8428	0.419	30	0.036	.869	-29	0	482	512	Conventional

	Brand	Model	Year	Head Wt.	"C" Dim.	Basic VCOG	MOI	Actual RCOG	Loft	VCOG Adjst.	Actual VCOG	VCOG C.F.	MOI C.F.	Calc. Points	MPF	Category
	PING	Anser Forged #6	2013	258	1.302	0.833	12.92660	0.530	29	-0.038	.795	0	26	533	563	Game Improvement

	Brand	Model	Year	Head Wt.	"C" Dim.	Basic VCOG	MOI	Actual RCOG	Loft	VCOG Adjst.	Actual VCOG	VCOG C.F.	MOI C.F.	Calc. Points	MPF	Category
	PING	Serene #6 Ladies	2013	255.5	1.607	0.817	14.6333	0.519	27	-0.052	.765	0	29	871	901	Ultra Game Improvement


	Brand	Model	Year	Head Wt.	"C" Dim.	Basic VCOG	MOI	Actual RCOG	Loft	VCOG Adjst.	Actual VCOG	VCOG C.F.	MOI C.F.	Calc. Points	MPF	Category
	PING	G25 #6	2013	252	1.560	0.807	15.1235	0.461	29	-0.008	.799	0	30	791	821	Super Game Improvement


	Brand	Model	Year	Head Wt.	"C" Dim.	Basic VCOG	MOI	Actual RCOG	Loft	VCOG Adjst.	Actual VCOG	VCOG C.F.	MOI C.F.	Calc. Points	MPF	Category
	PING	i20 #6	2012	257.7	1.341	0.836	13.7685	0.422	30	0.035	.871	-31	0	429	469	Conventional


	Brand	Model	Year	Head Wt.	"C" Dim.	Basic VCOG	MOI	Actual RCOG	Loft	VCOG Adjst.	Actual VCOG	VCOG C.F.	MOI C.F.	Calc. Points	MPF	Category
	PING	G20 #6	2012	258	1.586	0.828	15.03080	0.500	30	-0.013	.815	0	15	786	816	Super Game Improvement





Maltby Playability Factor (MPF)


	Brand	Model	Year	Head Wt.	"C" Dim.	Basic VCOG	MOI	Actual RCOG	Loft	VCOG Adjst.	Actual VCOG	VCOG C.F.	MOI C.F.	Calc. Points	MPF	Category
	PING	Anser #6 Forged	2011	260	1.370	0.847	12.7933	0.560	29	-0.050	.797	0	26	599	629	Game Improvement

	Brand	Model	Year	Head Wt.	"C" Dim.	Basic VCOG	MOI	Actual RCOG	Loft	VCOG Adjst.	Actual VCOG	VCOG C.F.	MOI C.F.	Calc. Points	MPF	Category
	PING	S56 #6	2011	259.9	1.293	0.821	13.0641	0.533	31	-0.024	.797	0	26	522	552	Game Improvement

	Brand	Model	Year	Head Wt.	"C" Dim.	Basic VCOG	MOI	Actual RCOG	Loft	VCOG Adjst.	Actual VCOG	VCOG C.F.	MOI C.F.	Calc. Points	MPF	Category
	PING	Faith (Womens) #6	2011	265.3	1.514	0.837	15.5336	0.567	32	-0.027	.810	0	16	720	750	Super Game Improvement


	Brand	Model	Year	Head Wt.	"C" Dim.	Basic VCOG	MOI	Actual RCOG	Loft	VCOG Adjst.	Actual VCOG	VCOG C.F.	MOI C.F.	Calc. Points	MPF	Category
	PING	K15 Ti Face #6	2011	259.7	1.585	0.811	16.2813	0.538	28	-0.057	.754	0	33	864	894	Ultra Game Improvement


	Brand	Model	Year	Head Wt.	"C" Dim.	Basic VCOG	MOI	Actual RCOG	Loft	VCOG Adjst.	Actual VCOG	VCOG C.F.	MOI C.F.	Calc. Points	MPF	Category
	PING	G15 #6	2010	260	1.573	0.822	14.7709	0.500	28	-0.033	0.789	0	30	814	844	Super Game Improvement


	Brand	Model	Year	Head Wt.	"C" Dim.	Basic VCOG	MOI	Actual RCOG	Loft	VCOG Adjst.	Actual VCOG	VCOG C.F.	MOI C.F.	Calc. Points	MPF	Category
	PING	i15 #6	2010	260	1.415	0.802	13.2145	0.480	29	-0.020	0.782	0	26	659	689	Game Improvement


PING


Maltby Playability Factor (MPF)


	Brand	Model	Year	Head Wt.	"C" Dim.	Basic VCOG	MOI	Actual RCOG	Loft	VCOG Adjst.	Actual VCOG	VCOG C.F.	MOI C.F.	Calc. Points	MPF	Category
	PING	S57 #6	2009	261.0	1.336	0.808	12.6839	0.517	30	-0.029	0.779	0	25	582	612	Game Improvement

	Brand	Model	Year	Head Wt.	"C" Dim.	Basic VCOG	MOI	Actual RCOG	Loft	VCOG Adjst.	Actual VCOG	VCOG C.F.	MOI C.F.	Calc. Points	MPF	Category
	PING	Rapture V2 #6	2009	255.0	1.618	0.805	15.4716	0.492	29	-0.025	0.780	0	31	869	899	Ultra Game Improvement

	Brand	Model	Year	Head Wt.	"C" Dim.	Basic VCOG	MOI	Actual RCOG	Loft	VCOG Adjst.	Actual VCOG	VCOG C.F.	MOI C.F.	Calc. Points	MPF	Category
	PING	Rhapsody #6	2008	259.5	1.568	0.813	14.8537	0.560	31	-0.043	0.770	0	30	828	858	Ultra Game Improvement


	Brand	Model	Year	Head Wt.	"C" Dim.	Basic VCOG	MOI	Actual RCOG	Loft	VCOG Adjst.	Actual VCOG	VCOG C.F.	MOI C.F.	Calc. Points	MPF	Category
	PING	G-10 #6	2008	255.5	1.570	0.796	14.4200	0.456	31	0.013	0.809	0	14	775	805	Super Game Improvement


	Brand	Model	Year	Head Wt.	"C" Dim.	Basic VCOG	MOI	Actual RCOG	Loft	VCOG Adjst.	Actual VCOG	VCOG C.F.	MOI C.F.	Calc. Points	MPF	Category
	PING	i-10 #6	2008	260.5	1.326	0.824	12.3334	0.522	31	-0.016	0.808	0	12	530	560	Game Improvement


	Brand	Model	Year	Head Wt.	"C" Dim.	Basic VCOG	MOI	Actual RCOG	Loft	VCOG Adjst.	Actual VCOG	VCOG C.F.	MOI C.F.	Calc. Points	MPF	Category
	PING	Rapture #6	2006	260	1.549	0.816	14.8207	0.656	30	-0.107	.709	0	44	884	914	Ultra Game Improvement


PING


Maltby Playability Factor (MPF)


	Brand	Model	Year	Head Wt.	"C" Dim.	Basic VCOG	MOI	Actual RCOG	Loft	VCOG Adjst.	Actual VCOG	VCOG C.F.	MOI C.F.	Calc. Points	MPF	Category
	PING	S58 #6	2006	255	1.378	0.785	11.3195	0.625	28	-0.110	.675	0	45	748	778	Super Game Improvement

	Brand	Model	Year	Head Wt.	"C" Dim.	Basic VCOG	MOI	Actual RCOG	Loft	VCOG Adjst.	Actual VCOG	VCOG C.F.	MOI C.F.	Calc. Points	MPF	Category
	PING	i5 #6	2006	259	1.372	0.806	12.6484	0.592	30	-0.073	.733	0	38	677	707	Super Game Improvement

	Brand	Model	Year	Head Wt.	"C" Dim.	Basic VCOG	MOI	Actual RCOG	Loft	VCOG Adjst.	Actual VCOG	VCOG C.F.	MOI C.F.	Calc. Points	MPF	Category
	PING	G5L #6	2006	263	1.512	0.774	13.8788	0.562	27	-0.085	.689	0	56	879	909	Ultra Game Improvement


	Brand	Model	Year	Head Wt.	"C" Dim.	Basic VCOG	MOI	Actual RCOG	Loft	VCOG Adjst.	Actual VCOG	VCOG C.F.	MOI C.F.	Calc. Points	MPF	Category
	PING	G5 #6	2006	259	1.437	0.793	14.6222	0.611	30	-0.088	.705	0	44	776	806	Super Game Improvement


	Brand	Model	Year	Head Wt.	"C" Dim.	Basic VCOG	MOI	Actual RCOG	Loft	VCOG Adjst.	Actual VCOG	VCOG C.F.	MOI C.F.	Calc. Points	MPF	Category
	PING	G2 HL #5	2004	250	1.416	0.771	13.3524	0.550	25	-0.089	.682	0	53	787	817	Super Game Improvement


	Brand	Model	Year	Head Wt.	"C" Dim.	Basic VCOG	MOI	Actual RCOG	Loft	VCOG Adjst.	Actual VCOG	VCOG C.F.	MOI C.F.	Calc. Points	MPF	Category
	PING	S59 #5	2004	254	1.336	0.811	11.928	0.537	26	-0.069	.742	0	36	630	660	Game Improvement


PING


Maltby Playability Factor (MPF)


	Brand	Model	Year	Head Wt.	"C" Dim.	Basic VCOG	MOI	Actual RCOG	Loft	VCOG Adjst.	Actual VCOG	VCOG C.F.	MOI C.F.	Calc. Points	MPF	Category
	PING	i 3 + Blade #6	2004	259	1.294	0.826	11.54270	0.575	30	-0.057	.769	0	23	548	578	Game Improvement

	Brand	Model	Year	Head Wt.	"C" Dim.	Basic VCOG	MOI	Actual RCOG	Loft	VCOG Adjst.	Actual VCOG	VCOG C.F.	MOI C.F.	Calc. Points	MPF	Category
	PING	G2 HL	2004	250	1.416	0.771	13.35240	0.550	25	-0.089	.682	0	53	787	817	Super Game Improvement

	Brand	Model	Year	Head Wt.	"C" Dim.	Basic VCOG	MOI	Actual RCOG	Loft	VCOG Adjst.	Actual VCOG	VCOG C.F.	MOI C.F.	Calc. Points	MPF	Category
	PING	G2	2004	250	1.545	0.839	14.33100	0.450	25	-0.027	.812	0	14	747	777	Super Game Improvement


	Brand	Model	Year	Head Wt.	"C" Dim.	Basic VCOG	MOI	Actual RCOG	Loft	VCOG Adjst.	Actual VCOG	VCOG C.F.	MOI C.F.	Calc. Points	MPF	Category
	PING	S59	2004	254	1.336	0.811	11.92800	0.537	26	-0.069	.742	0	36	630	660	Game Improvement


	Brand	Model	Year	Head Wt.	"C" Dim.	Basic VCOG	MOI	Actual RCOG	Loft	VCOG Adjst.	Actual VCOG	VCOG C.F.	MOI C.F.	Calc. Points	MPF	Category
	PING	i 3 +	2003	250	1.398	0.847	13.10940	0.487	26	-0.036	.811	0	13	600	630	Game Improvement


	Brand	Model	Year	Head Wt.	"C" Dim.	Basic VCOG	MOI	Actual RCOG	Loft	VCOG Adjst.	Actual VCOG	VCOG C.F.	MOI C.F.	Calc. Points	MPF	Category
	PING	i 3 Blade	2001	256	1.270	0.825	11.60948	0.500	26	-0.048	.777	0	23	516	546	Conventional


PING


Maltby Playability Factor (MPF)


	Brand	Model	Year	Head Wt.	"C" Dim.	Basic VCOG	MOI	Actual RCOG	Loft	VCOG Adjst.	Actual VCOG	VCOG C.F.	MOI C.F.	Calc. Points	MPF	Category
	PING	i 3 0-Size	2001	251	1.358	0.860	13.10966	0.425	26	-0.003	.857	-17	0	484	514	Conventional

	Brand	Model	Year	Head Wt.	"C" Dim.	Basic VCOG	MOI	Actual RCOG	Loft	VCOG Adjst.	Actual VCOG	VCOG C.F.	MOI C.F.	Calc. Points	MPF	Category
	PING	ISI K	1996	249	1.658	0.915	14.67948	0.512	26	-0.032	.883	-65	0	710	740	Super Game Improvement

	Brand	Model	Year	Head Wt.	"C" Dim.	Basic VCOG	MOI	Actual RCOG	Loft	VCOG Adjst.	Actual VCOG	VCOG C.F.	MOI C.F.	Calc. Points	MPF	Category
	PING	ISI	1996	254	1.600	0.880	12.77747	0.500	25	-0.042	.838	0	13	775	805	Super Game Improvement


	Brand	Model	Year	Head Wt.	"C" Dim.	Basic VCOG	MOI	Actual RCOG	Loft	VCOG Adjst.	Actual VCOG	VCOG C.F.	MOI C.F.	Calc. Points	MPF	Category
	PING	Ping Zing2	1994	254	1.700	0.959	15.21000	0.625	26	-0.077	.882	-63	0	755	785	Super Game Improvement


	Brand	Model	Year	Head Wt.	"C" Dim.	Basic VCOG	MOI	Actual RCOG	Loft	VCOG Adjst.	Actual VCOG	VCOG C.F.	MOI C.F.	Calc. Points	MPF	Category
	PING	Ping Zing	1992	250	1.615	0.922	15.23030	0.625	27	-0.079	.843	-3	0	769	799	Super Game Improvement


	Brand	Model	Year	Head Wt.	"C" Dim.	Basic VCOG	MOI	Actual RCOG	Loft	VCOG Adjst.	Actual VCOG	VCOG C.F.	MOI C.F.	Calc. Points	MPF	Category
	PING	Eye 2	1983	257	1.485	0.882	13.78262	0.600	27	-0.077	.805	0	14	694	724	Super Game Improvement


PING


Maltby Playability Factor (MPF)

	Brand	Model	Year	Head Wt.	"C" Dim.	Basic VCOG	MOI	Actual RCOG	Loft	VCOG Adjst.	Actual VCOG	VCOG C.F.	MOI C.F.	Calc. Points	MPF	Category
	PING	EYE	1981	255	1.524	0.825	13.06690	0.550	27	-0.066	.759	0	26	791	821	Super Game Improvement

	Brand	Model	Year	Head Wt.	"C" Dim.	Basic VCOG	MOI	Actual RCOG	Loft	VCOG Adjst.	Actual VCOG	VCOG C.F.	MOI C.F.	Calc. Points	MPF	Category
	PING	IV	1980	253	1.502	0.797	13.60570	0.575	27	-0.086	.711	0	41	832	862	Ultra Game Improvement

	Brand	Model	Year	Head Wt.	"C" Dim.	Basic VCOG	MOI	Actual RCOG	Loft	VCOG Adjst.	Actual VCOG	VCOG C.F.	MOI C.F.	Calc. Points	MPF	Category
	PING	III	1977	256	1.522	0.811	13.87940	0.600	27	-0.095	.716	0	42	848	878	Ultra Game Improvement

	Brand	Model	Year	Head Wt.	"C" Dim.	Basic VCOG	MOI	Actual RCOG	Loft	VCOG Adjst.	Actual VCOG	VCOG C.F.	MOI C.F.	Calc. Points	MPF	Category
	PING	II	1977	253	1.462	0.822	13.38150	0.575	28	-0.073	.749	0	40	753	783	Super Game Improvement

	Brand	Model	Year	Head Wt.	"C" Dim.	Basic VCOG	MOI	Actual RCOG	Loft	VCOG Adjst.	Actual VCOG	VCOG C.F.	MOI C.F.	Calc. Points	MPF	Category
	PING	I	1975	252	1.471	0.771	14.05470	0.512	28	-0.054	.717	0	42	796	826	Super Game Improvement